

Existing trees to be protected
& retained *(refer to arborist's report)*

Existing trees to be removed
(refer to arborist's report)

Tree protection zone: TPZ
(refer to arborist's report)

Structural root zone: SRZ
(refer to arborist's report)


Existing tree to be removed
(refer to Arborist's report)

G R O U N D F L O O R

LANDSCAPE PLAN: ground floor scale: 1:200

scale: 1:200

10 20 scale @1: 200A1
@1: 400A3



dwg title
landscape plan : ground fr

scale: 1:200 & as shown @a1
dwg no.: DA-101
Client: WOLLONGONG INVEST LAND NO. 3 PTY LTD

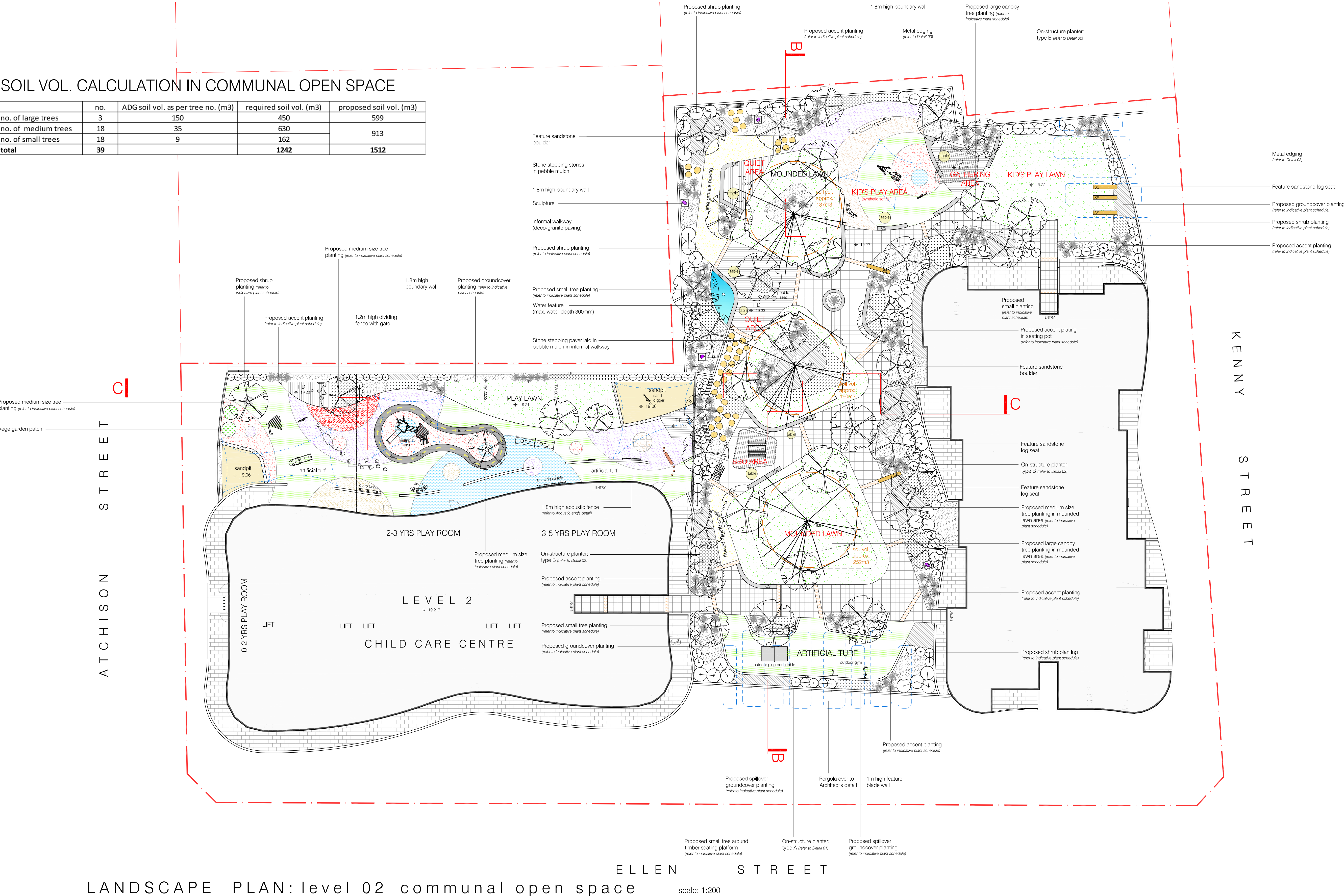
revision	date
A da submission	18/06/20
B da amendments	30/12/20
C da amendments	06/04/21
D da amendments	12/07/21
E da amendments	12/07/21

30 Ellen Street WOLLONGONG NSW

Do not scale off this drawing. Use figured dimensions only. Resolve discrepancies with The Landscape Architect before proceeding. Copyright of this drawing and designs executed remains vested in CANVAS landscape architects. Copyright remains with the Landscape Architects. Reproduction of this document is not permitted without the approval of the Landscape Architect. Contractors to verify site conditions and dimensions

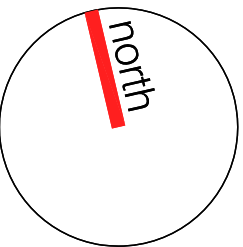
SOIL VOL. CALCULATION IN COMMUNAL OPEN SPACE

	no.	ADG soil vol. as per tree no. (m3)	required soil vol. (m3)	proposed soil vol. (m3)
no. of large trees	3	150	450	599
no. of medium trees	18	35	630	913
no. of small trees	18	9	162	
total	39		1242	1512

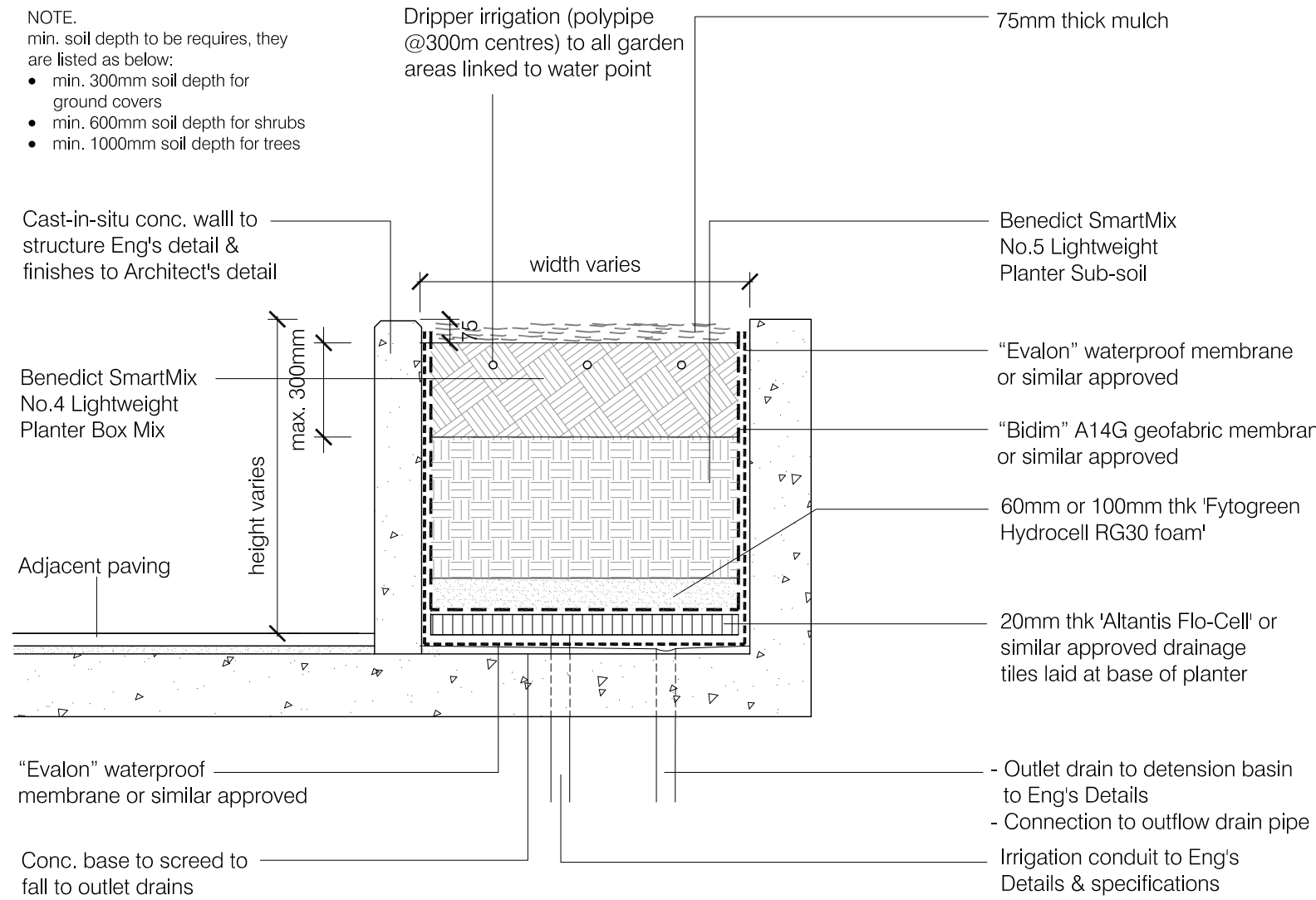


LANDSCAPE PLAN: level 02 communal open space

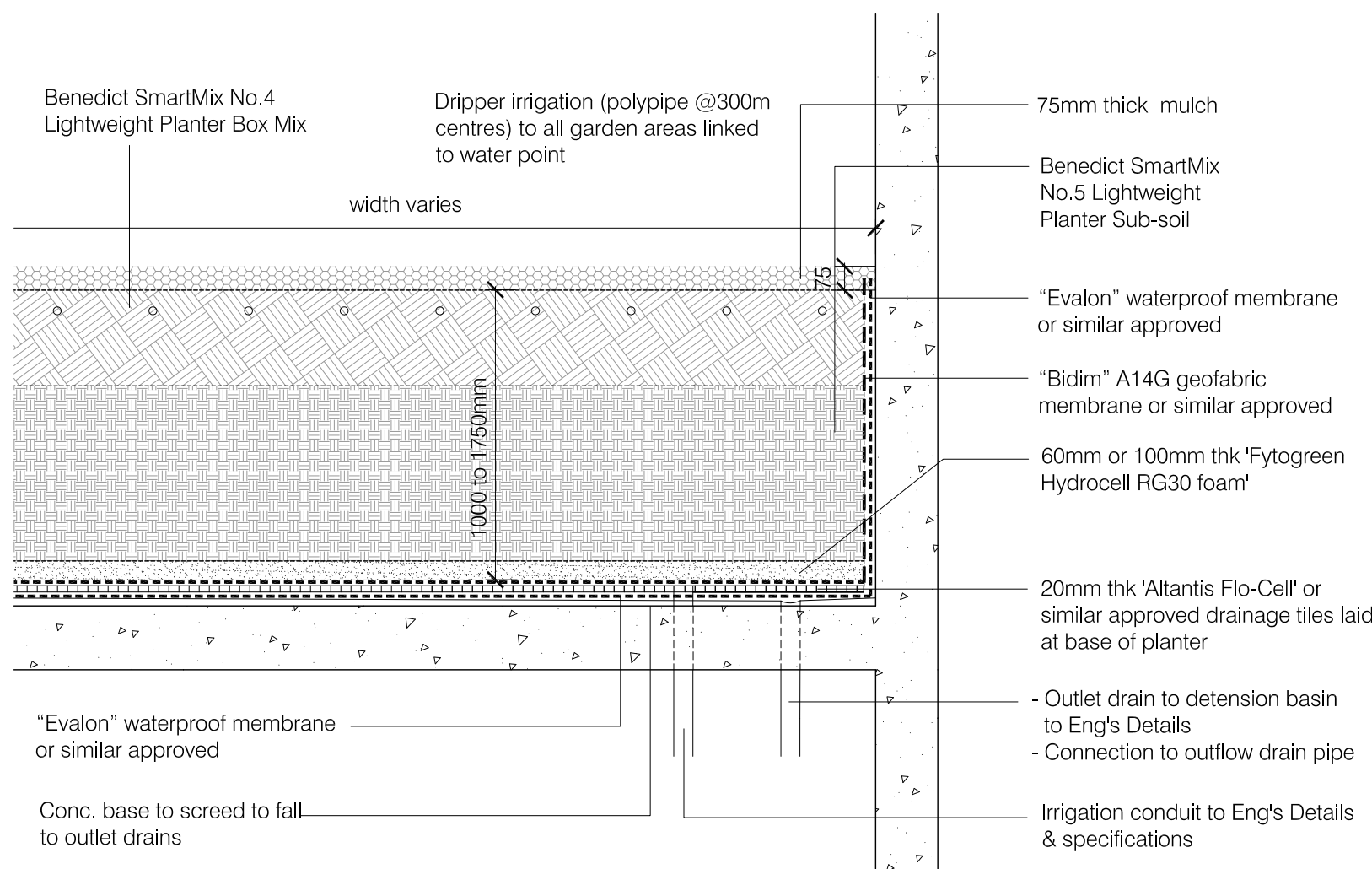
scale: 1:200



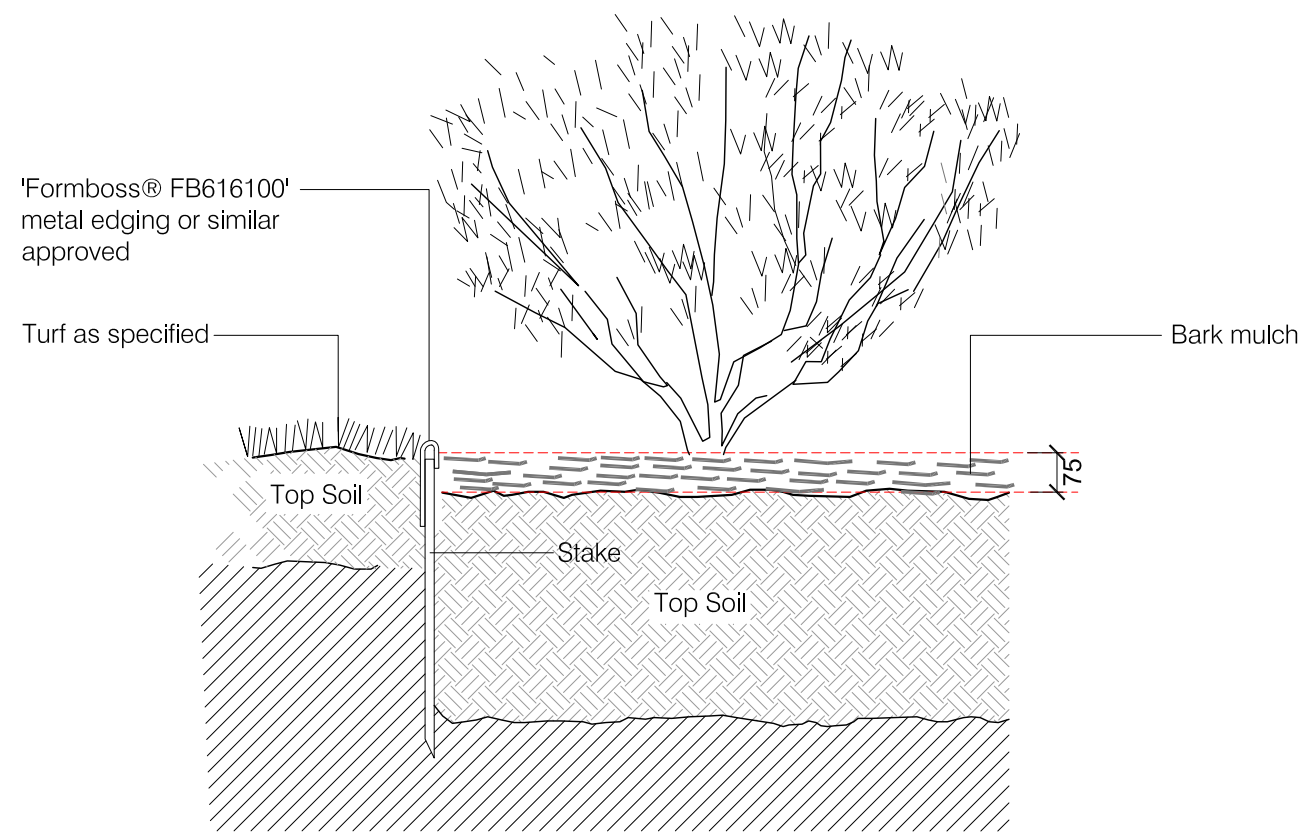
dwg title	scale: 1:200 & as shown @a1	revision	date
landscape plan: level 02 communal open space	dwg no.: DA-102	A da submission	18/06/20
	Client: WOLLONGONG INVEST LAND NO. 3 PTY LTD	B da amendments	30/12/20
		C da amendments	06/04/21
		D da amendments	12/07/21
		E da amendments	11/10/21



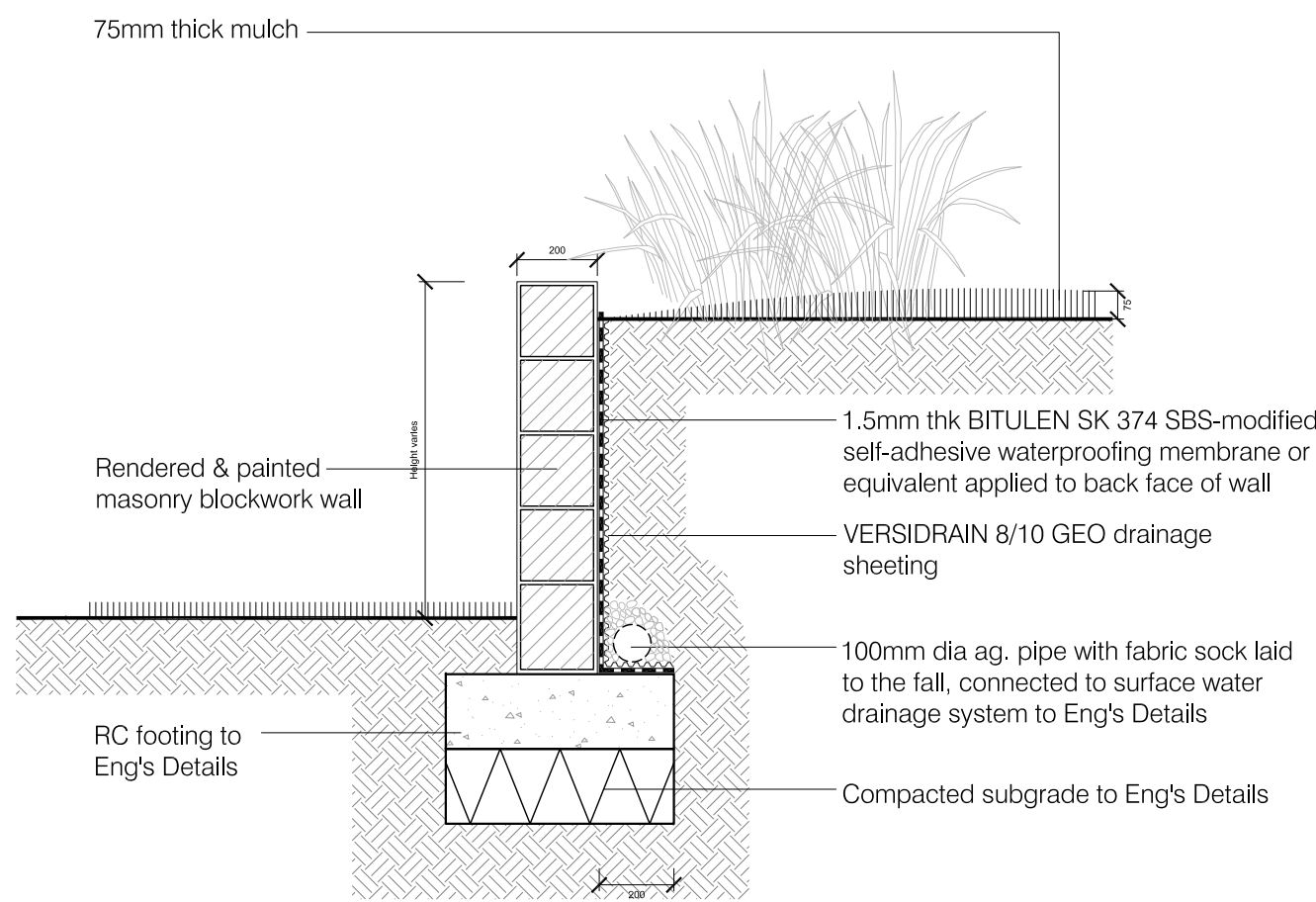
TYPICAL DETAIL 01: on-structure planter: type A scale: 1:20



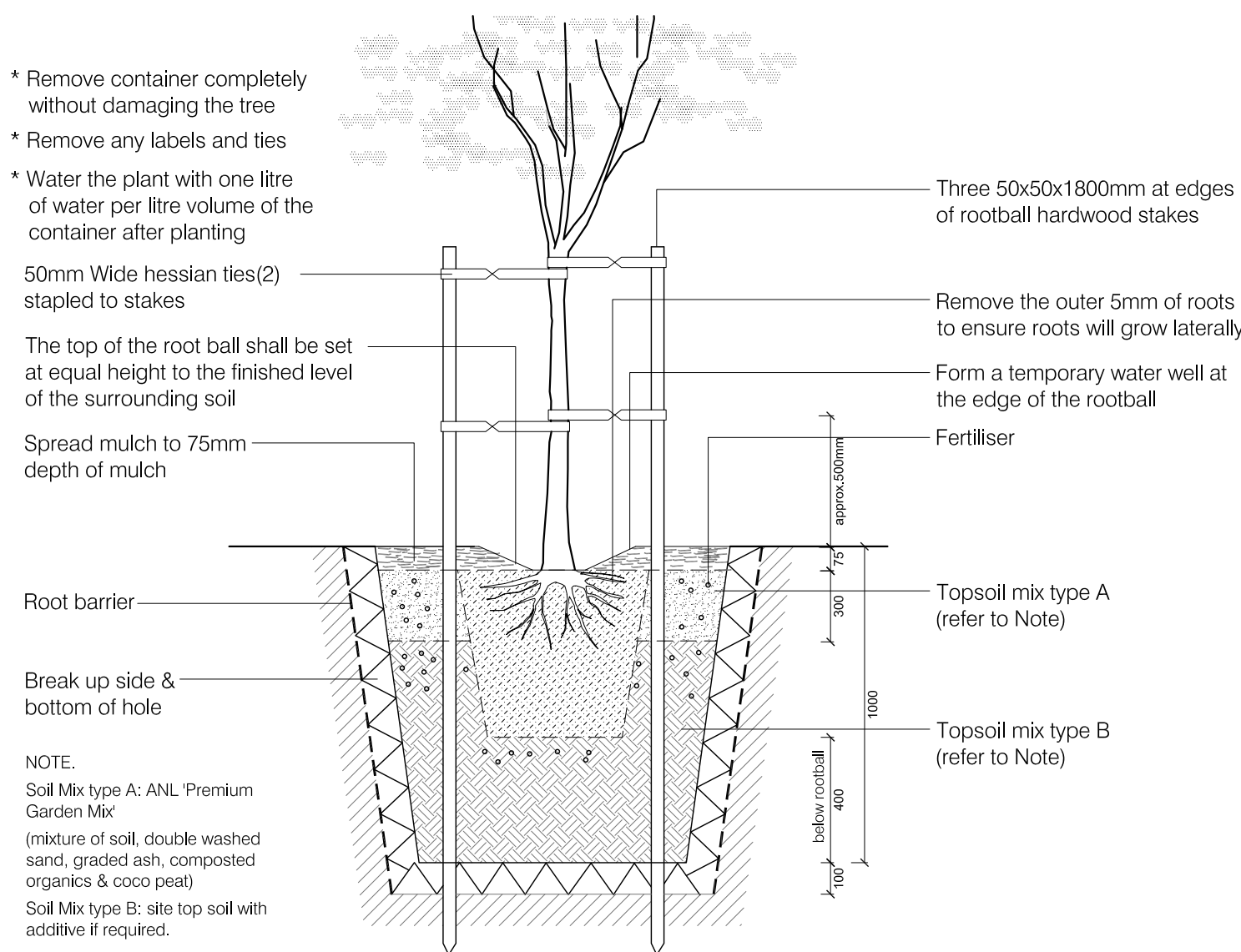
TYPICAL DETAIL 02: on-structure planter: type B scale: 1:20



TYPICAL DETAIL 03: metal edging scale: 1:10



TYPICAL DETAIL 04: retaining wall scale: 1:20



TYPICAL DETAIL 05: tree planting (on site) scale: 1:20

MAINTENANCE PROGRAM

The typical range of maintenance tasks required over a 12 month period is summarised in the table. Any information provided in the table must be assessed in the light of the weather and general site conditions. For example, watering frequency depends on the soil drainage and rainfall; fertiliser type and frequency needs to be adjusted to suit the plant requirements and the soil fertility and pH.

MULCH

Mulch will need to be topped up periodically to maintain a min. depth of 75mm. Mulch should be kept at least 50mm away from plant stems to reduce the risk of collar rot.

WEEDS

Weeds in mulched beds will need to be controlled by hand pulling or by the use of non residual herbicides. When using herbicides be very careful to avoid spray drifting onto valuable plants. the smallest contact with the chemicals can cause damage.

PLANT MAINTENANCE

Deep watering once or twice a week is more beneficial to plants than frequent light watering. Frequent watering will produce shallow roots and make the plant less stable and susceptible to drought. Maintain moisture to the bottom of the rootball for the first 3 months. To help safeguard plants remove labels immediately after planting. Where plants are susceptible to damage by vehicles to pedestrians, maintain protective fences until plants are well established. Replace dead plants fortnightly until such time as alternative maintenance procedures are in place.

LAWN MAINTENANCE

Once lawn has been established, carry out watering and fertilising as suggested in the typical maintenance program. In summer, through watering, two or three times each week will encourage roots to go deeper in search of water. Mow grass as required to maintain an even tidy appearance.

Maintenance Task	Frequency											
	January	February	March	April	May	June	July	August	September	October	November	December
Grass												
Mowing lawn	WEEKLY					AS REQUIRED			WEEKLY			
Watering lawn	TWICE WEEKLY					AS REQUIRED			TWICE WEEKLY			
Fertilising lawn												
Weed control												
Top dressing												
Aerating												
Reseeding												
Trees & Shrubs												
Watering	WEEKLY					AS REQUIRED					WEEKLY	
Fertilising												
Pruning												
Mulching												
Weed control												
Thinning												
Insect & disease control												



membership # 001353
mob: 0401 352 334
email:kobby@canvaslandscape.com.au

30 Ellen Street WOLLONGONG NSW

Do not scale off this drawing. Use figured dimensions only. Resolve discrepancies with The Landscape Architect before proceeding. Copyright of this drawing and designs executed remains vested in CANVAS landscape architects. Copyright remains with the Landscape Architects. Reproduction of this document is not permitted without the approval of the Landscape Architect. Contractors to verify site conditions and dimensions

dwg title

landscape typical
details & maintenance
schedule

scale: as shown @a1

dwg no.: DA-L103

Client:
WOLLONGONG INVEST
LAND NO. 3 PTY LTD

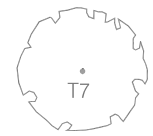
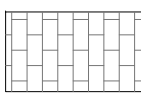
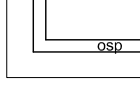
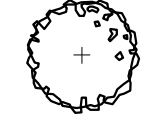
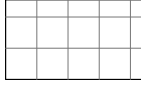

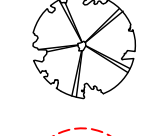

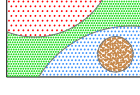
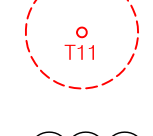
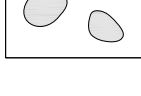

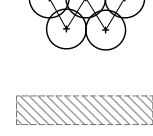




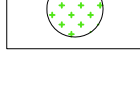




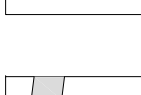
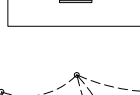
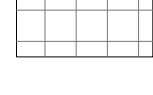


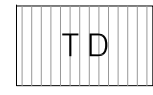
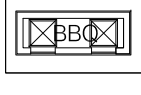
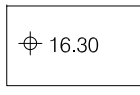

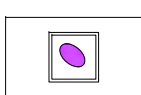

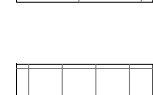


revision

A da submission
B da amendments
C da amendments
D da amendments


date

18/06/20
30/12/20
06/04/21
12/07/21

LEGEND

	Existing trees to be protected & retained (refer to arborist's report)		Proposed external tile paving to Architect's details		Proposed on-structure planter
	Proposed street tree planting (refer to Council's specification)		Proposed external tile paving to Architect's details		Proposed sandpit
	Proposed small tree planting (refer to proposed plant schedule)		Proposed conc. paving		Proposed synthetic softfall on outdoor play area
	Existing trees to be removed (refer to arborist's report)		Proposed pebble seat		Proposed deco granite paving
	Proposed shrub planting (refer to proposed plant schedule)		Proposed steel pergola		Proposed stepping stone pavers laid in mulch
	Proposed groundcover planting (refer to proposed plant schedule)		Proposed sandstone log seat		Proposed raised vegetable garden patch
	Proposed accent planting (refer to proposed plant schedule)		Proposed timber seat		Proposed OSD tank to Hydraulic eng's detail
	Proposed natural/artificial turf (refer to proposed indicative plant schedule)		Proposed feature sandstone boulders		Proposed SW pits to Hydraulic eng's detail
	Proposed public domain paving (refer to Council's specification)		Proposed cast-in-situ conc. bench		Proposed shade structure over outdoor play area
	Proposed timber deck		Proposed Elec. BBQ		Design levels
	Proposed large format paving		Proposed feature sculptural element		Existing levels
	Proposed feature tile banding		Proposed retaining wall		Site boundary

PROPOSED PLANTING & LANDSCAPE ELEMENT PALETTE



PROPOSED INDICATIVE PLANT SCHEDULE

BOTANICAL NAME	COMMON NAME	POT SIZE	MATURE HEIGHT
TREES			
<i>Acer palmatum</i>	Japanese Maple	75L	5m
<i>Angophora costata</i>	Smooth-barked Apple	75L	12m
<i>Backhousia citriodora</i>	Lemon Scented Myrtle	75L	6m
<i>Corymbia maculata</i>	Spotted Gum	75L	17m
<i>Corymbia ficifolia</i>	Flowering Gum	75L	6m
<i>Cupaniopsis anacardioides</i>	Tuckeroo	75L	5m
<i>Elaeocarpus reticulatus</i>	Blue-berry Ash	75L	6m
<i>Eucalyptus haemastoma</i>	Scribbly Gum	75L	12m
<i>Eucalyptus 'Summer Red'</i>	Flowering Gum	75L	5m
<i>Fraxinus griffithii</i>	Evergreen Ash	75L	5m
<i>Lagerstroemia indica</i>	Crepe Myrtle	75L	5m
<i>Magnolia gradiflora 'Little Gem'</i>	Little Gem Magnolia	75L	4m
<i>Pyrus calleryana 'Chanticleer'</i>	Calleryana Pear	75L	9m
<i>Tristaniopsis laurina 'Luscious'</i>	Water Gum	75L	6m
SCREEN & BARRIER SHRUBS			
<i>Callistemon 'Great Balls of Fire'</i>	Great Balls of Fire Bottlebrush	200mm	1.5m
<i>Correa alba</i>	White Correa	150mm	1.5m
<i>Duranta 'Sheene's Gold'</i>	Golden Dew Drop (Hedge)	300mm	2m
<i>Gardenia augusta 'Florida'</i>	Gardenia 'Florida'	200mm	1.5m
<i>Philotheca myoporoides</i>	Wax Flower	200mm	1.5m
<i>Photinia glabra 'Rubens'</i>	Photinia	25L	2m
<i>Raphiolepis indica 'Snow Maiden'</i>	Indian Hawthorn	200mm	1.5m
<i>Rhapis excelsa</i>	Lady Palm	25L	2m
<i>Syzygium australe 'Aussie Southern'</i>	Syzygium 'Aussie Southern'	25L	2m

BOTANICAL NAME	COMMON NAME	POT SIZE	MATURE HEIGHT
GROUND COVERS			
<i>Alternanthera dentata</i>	Ruby leaf alternanthera	150mm	0.5m
<i>Anthurium Pink Pandola</i>	Flamingo Flower	150mm	0.5m
<i>Calathea ornata</i>	Prayer/Peacock Plant	5L	0.4m
<i>Clivia miniata</i>	Kaffir Lily	150mm	0.4m
<i>Dianella caerulea 'little jess'</i>	Flax Lily	150mm	0.4m
<i>Dianella revoluta 'little rev'</i>	Black Anther Flax Lily	150mm	0.8m
<i>Dianella Silver Streak</i>	Silver Streak Flax Lily	150mm	0.4m
<i>Dichondra 'silver falls'</i>	Dichondra	150mm	0.2m
<i>Duranta Mini Gold</i>	Dwarf Golden Dew Drop	200mm	0.5m
<i>Gazania tormentosa</i>	Gazania	140mm	0.15m
<i>Liriope muscari</i>	Lily Turf	150mm	0.3m
<i>Lomandra longifolia 'Katrinus'</i>	Spiny-headed Mat-rush 'Katrinus'	150mm	0.7m
<i>Ophiopogon japonicus 'Black Dragon'</i>	Mondo Grass	100mm	0.3m
<i>Pennisetum advena 'Rubrum'</i>	Purple Fountain Grass	150mm	1.5m
<i>Pennisetum alopecuroides</i>	Black Lea	150mm	0.8m
<i>Philodendron Xanadu</i>	Xanadu	200mm	0.8m
<i>Philodendron Xanadu</i>	Xanadu	200mm	0.8m
<i>Poa sieberiana</i>	Grey Tussock grass)	200mm	0.8m
<i>Scaevola 'Purple Fanfare'</i>	Purple Fan Flower	150mm	0.3m
<i>Sutera cordata 'colossal white'</i>	Bacopa	150mm	0.2m
<i>Themeda australis</i>	Kangaroo Grass	200mm	0.8m
<i>Trachelospermum jasminoides 'tricolor'</i>	Tricolor Jasmine	150mm	0.2m
<i>Viola hederacea</i>	Native Violet	150mm	0.1m

BOTANICAL NAME	COMMON NAME	POT SIZE	MATURE HEIGHT
ACCENT PLANTS			
<i>Agave attenuata</i>	Century Plant	200mm	1.5m
<i>Alpinia caerulea</i>	Native ginger	5L	1.5m
<i>Cordyline australis 'Cabernett'</i>	Cordyline Cabernett	200mm	1.2m
<i>Cimrum pedunculatum</i>	Beach Lily	200mm	1.5m
<i>Doranthus excelsa</i>	Gymea Lily	5L	2m
<i>Dracaena Marginata</i>	Dragon Tree	250mm	2m
<i>Hymenocallis littoralis</i>	Spider Lily	200mm	0.7m
<i>Phormium 'Bronze Baby'</i>	Bronze Baby Flax	200mm	0.8m
<i>Strelitzia reginae dwarf</i>	Dwarf Bird-of-Paradise	200mm	0.6m
TURF GRASS			
<i>Stenotaphrum secundatum</i>	Sir Walter Buffalo	roll	

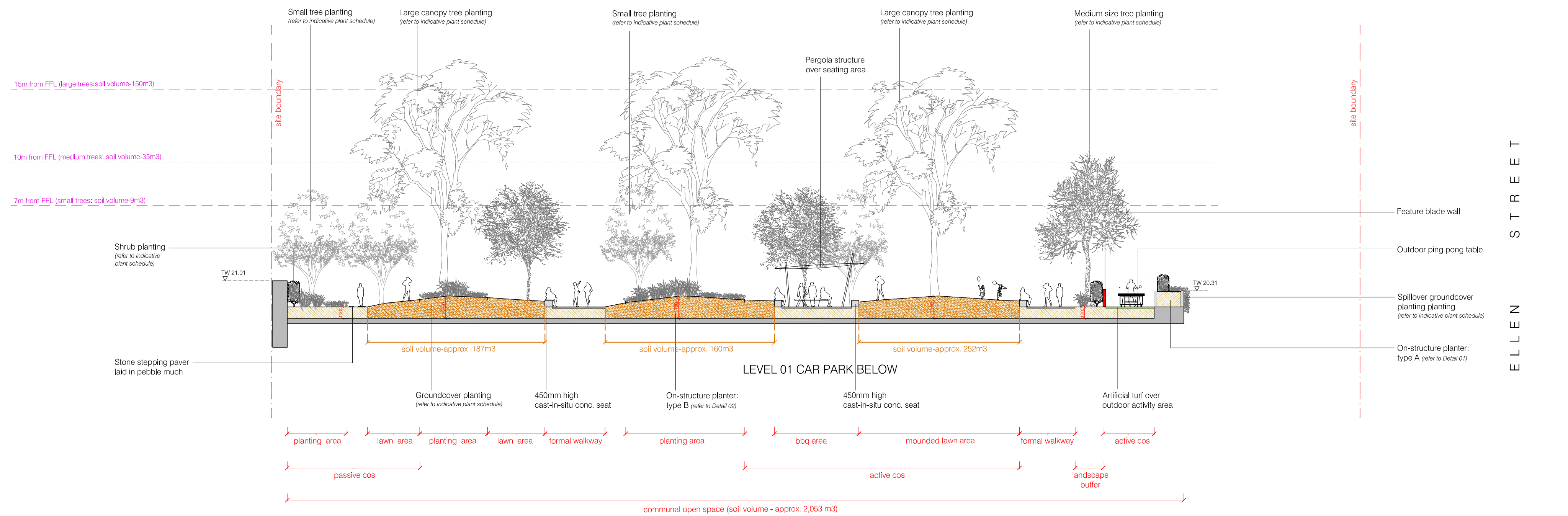


membership # 001353
mob: 0401 352 334
email:kobby@canvaslandscape.com.au

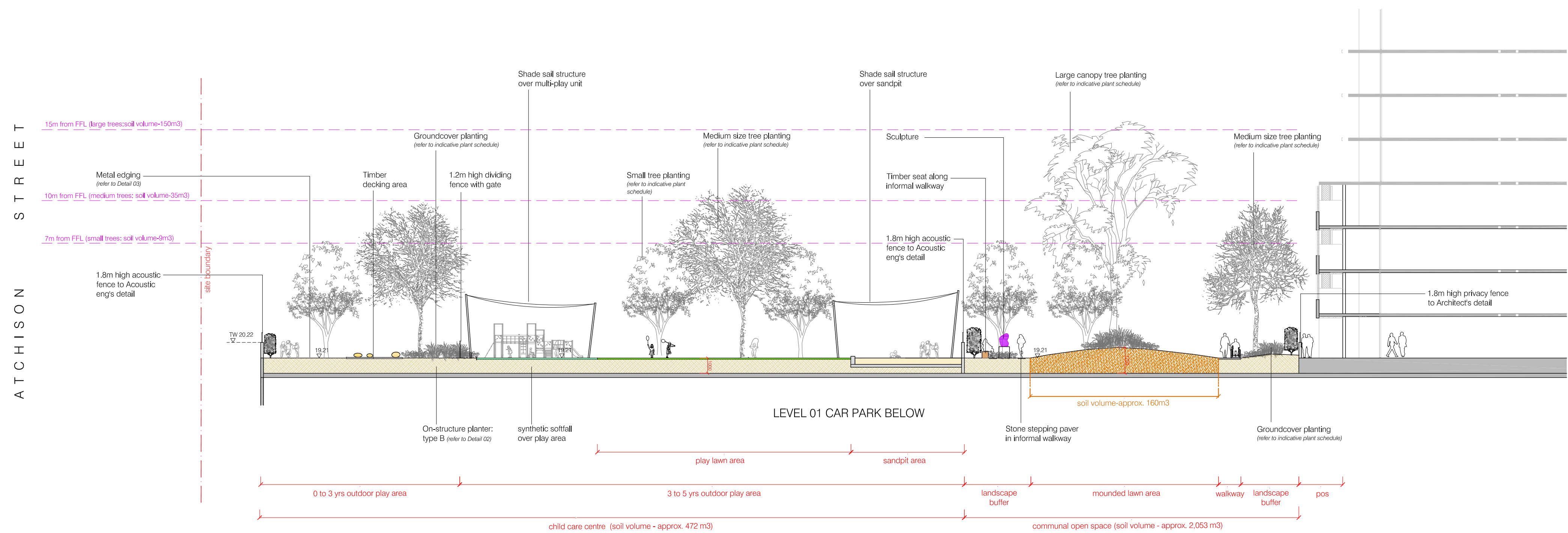
30 Ellen Street WOLLONGONG NSW

Do not scale off this drawing. Use figured dimensions only. Resolve discrepancies with The Landscape Architect before proceeding. Copyright of this drawing and designs executed remains vested in CANVAS landscape architects. Copyright remains with the Landscape Architects. Reproduction of this document is not permitted without the approval of the Landscape Architect. Contractors to verify site conditions and dimensions

dwg title	scale:	revision	date
landscape plant schedule & image palette	dwg no.: DA-L104	A da submission	18/06/20
	Client: WOLLONGONG INVEST LAND NO. 3 PTY LTD	B da amendments	30/12/20
		C da amendments	06/04/21
		D da amendments	12/07/21
		E da amendments	11/10/21



SECTION B : communal open space scale: 1:200



SECTION C : child care outdoor play area & communal open space scale: 1:200



membership # 001353
mob: 0401 352 334
email:kobby@canvaslandscape.com.au

30 Ellen Street WOLLONGONG NSW

Do not scale off this drawing. Use figured dimensions only. Resolve discrepancies with The Landscape Architect before proceeding. Copyright of this drawing and designs executed remains vested in CANVAS landscape architects. Copyright remains with the Landscape Architects. Reproduction of this document is not permitted without the approval of the Landscape Architect. Contractors to verify site conditions and dimensions



dwg title	scale:	revision	date
landscape sections	1:200 @a1 dwg no.: DA-201	A da submission	18/06/20
	Client: WOLLONGONG INVEST LAND NO. 3 PTY LTD	B da amendments	30/12/20
		C da amendments	06/04/21
		D da amendments	06/07/21
		E da amendments	11/10/21